

FLATBEDS



DIMENSIONS

LENGTH	Customer Spec. (Min. 34', Max. 52'6")	COUPLER HEIGHT	Customer Spec. (Min. 46", Max. 52")
WIDTH	Standard 102" Overall	KING PIN	Customer Spec. (Min. 15", Max. 42")
GOOSENECK WEB DEPTH	Standard 9 1/2"; 8 1/2" Option Available		
SUSPENSIONS	Tandem Fixed, Tandem with Front or Rear Sliding Axle, Tandem Full Sliding, Tri-Axle Fixed, Tri-Axle Full Sliding		

DROP DECKS

SHOWN WITH OPTIONAL BEAVERTAIL WITH FOLD DOWN RAMPS



DIMENSIONS

LENGTH	Customer Spec. (Min. 42', Max. 53')	COUPLER HEIGHT	Customer Spec. (Min. 45", Max. 54")
WIDTH	Standard 102" Overall	KING PIN	Standard 24"; Optional 18"
GOOSENECK WEB DEPTH	Standard 9 1/2"	DECK HEIGHT	Standard 41"
SUSPENSIONS	Tandem Fixed, Tandem with Front or Rear Sliding Axle, Tri-Axle Fixed		

REFINED
PERFORMANCE.



BODY STRUCTURE

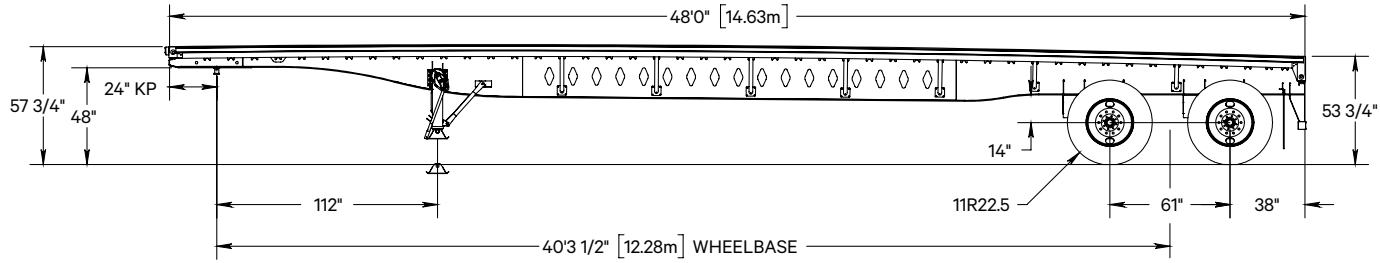
FORCELINE

BOLSTER - FRONT	Formed Steel with Four External Mount Stake Pockets
BOLSTER - REAR	Formed Steel with Four Integral Stake Pockets
BUMPER	Certified Rear Impact Guard – Meets or Exceeds all US DOT and Transport Canada Regulatory Requirements; Other Options Available
COUPLER PLATE	Standard 3/4"; Other Options Available
CROSSMEMBERS	4" Standard Steel @ 12" OC; Other Options Available
FLANGES	Grade 130 KSI High Tensile Steel, 3/8" or 1/2" x 5" Depending on Application
WEB	Grade 80 KSI High Tensile Steel in High Stress Locations, Grade 50 in Less Critical Areas
FLOOR	Standard 1 5/16" Fir; Other Options Available
KNEE BRACES	Steel Tubing @ 48" OC; Other Options Available
LIGHTING	Seven Wire Connector at Front; Truck-Lite LED Lighting Standard; Lifetime Warranty Lamps; Truck-Lite Wiring Harness; Other Options Available
LOAD SECUREMENT	Various Fixed or Sliding Winches, Barrel or Three-Bar Style, J-Hooks, and Others - All Tested to Meet Current Load Securement Regulations
MAIN BEAM PROFILE	Standard Cambered Design; Other Options Available
MUD FLAPS	Heavy Duty, Black Rubber, Anti-Spray, Anti-Sail
OTHER	Conspicuity Tape – Complies with All Regulatory Requirements
PAINT	Three-Stage Paint Process Consisting of a Coating of Zinc, Urethane Primer and Top Coat
RUB RAIL	Standard 3/8" x 2 1/2" Steel with Recess for Conspicuity Tape; Other Options Available
SIDE RAIL	Standard 6" Formed Steel Channel; Other Options Available
STAKE POCKETS	Steel - External Mount, 48" Spacing, Two Pipe Spools between Pockets; Other Options Available

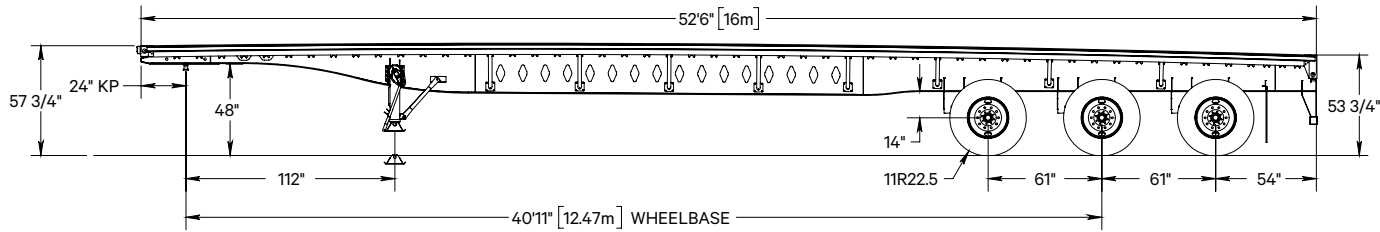
RUNNING GEAR

ABS BRAKES	Meritor Wabco, Various Configurations Available, All Meet DOT Regulations
BRAKE DRUMS	Standard Cast, Outboard Mount; Other Options Available
BRAKE LINING	HXS-H23 Extended Service
HUBS	Standard Cast, Hub-Piloted, 10-Stud Unimount, Oil Lubricated; Other Options Available
KING PIN	Holland
LANDING GEAR	Holland Mark V with 2-Speed Gear Drive; Other Options Available
SLACKS	Haldex S-ABA
SUSPENSION & AXLES	Hendrickson INTRAAX; Other Options Available
TIRES	Wide Range of Michelin, BF Goodrich and Bridgestone Products Available
WHEEL SEALS	National
WHEELS	Standard White Steel; Other Options Available

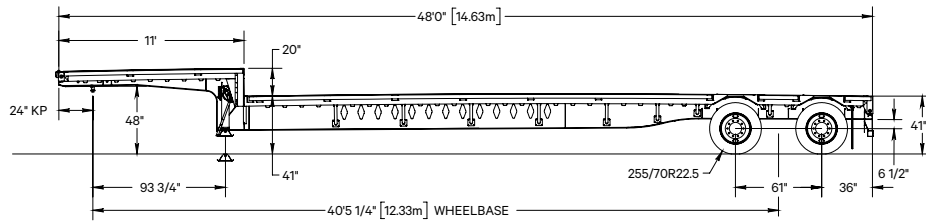
48' TANDEM



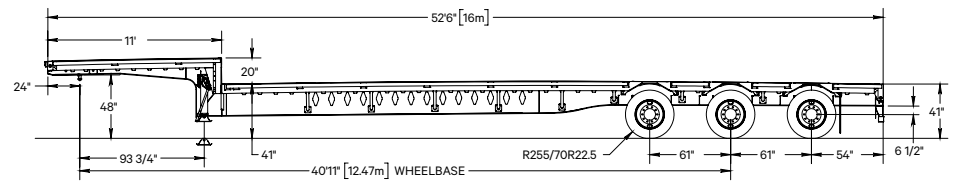
53' TRI-AXLE



48' TANDEM



53' TRI-AXLE



53' TRI-AXLE LOW DECK

